




SILVA / NEO 160 DOWN LED PD S

	101095ch		Black inside gold
	101095mcgy		Black inside gold



SILVA / NEO 160 DOWN LED PD S

Light
Mouth-blown glass made of two layers, on the outside: white silk matt, on the inside: white silk matt for a soft distribution of light

Design
Surface high-gloss chrome plated
Lamp head made out of brass
Electrical cable transparent
Handblown, clear cristal glass. Internal light-proof lacquering and hand coated with composition gold.
Cover made out of impact-resistant ABS- plastic

	350 mA			
			10 W	min. 800 lm
				2700K

Product data

Art.-No.: 101095ch
Safety class: II

Lamp type


Lamp type: LED
Power: max. 10 W
Luminous flux (lm): min. 800
Lichttemperatur: 2700K
Color rendering: CRI 90

Designer: BRUCK



SILVA / NEO 160 DOWN LED PD S

	101097ch		Black inside silver
	101097mcgy		Black inside silver



SILVA / NEO 160 DOWN LED PD S

Light
Mouth-blown glass made of two layers, on the outside: white silk matt, on the inside: white silk matt for a soft distribution of light

Design
Surface high-gloss chrome plated
Lamp head made out of brass
Electrical cable transparent
Handblown, clear cristal glass. Internal light-proof lacquering and hand coated with composition gold.
Cover made out of impact-resistant ABS- plastic

	300 mA				
			10 W	min. 800 lm	2700K

Product data

Art.-No.: 101097ch
Safety class: II

Lamp type


Lamp type: LED
Power: max. 10 W
Luminous flux (lm): min. 800
Lichttemperatur: 2700K
Color rendering: CRI 90

Designer: BRUCK



SILVA / NEO DOWN LED 160 PD S

101094ch	White inside gold
101094mcgy	White inside gold



SILVA / NEO DOWN LED 160 PD S

Light
Mouth-blown glass made of two layers, on the outside: white silk matt, on the inside: white silk matt for a soft distribution of light

Design
Surface high-gloss chrome plated
Lamp head made out of brass
Electrical cable transparent
Cover made out of impact-resistant ABS- plastic

	350 mA					LED
		LED	10 W	min. 800 lm	2700 K	
CRI 90						

Product data

Art.-No.: 101094ch
Safety class: II

Lamp type


Lamp type: LED
Power: max. 10 W
Luminous flux (lm): min. 800
Lichttemperatur: 2700K
Color rendering: CRI 90

Designer: BRUCK



SILVA / NEO 160 DOWN LED PD S

N	101096ch	WSI	White inside silver
N	101096mcgy	WSI	White inside silver



SILVA / NEO 160 DOWN LED PD S

Light
Mouth-blown glass made of two layers, on the outside: white silk matt, on the inside: white silk matt for a soft distribution of light

Design
Surface high-gloss chrome plated
Lamp head made out of brass
Electrical cable transparent
Handblown, clear cristal glass. Internal light-proof lacquering and hand coated with composition gold.
Cover made out of impact-resistant ABS- plastic

	350 mA				
A+	A	LED	10 W	min. 800 lm	2700K
CRI 90					

Product data

Art.-No.: 101096ch
Safety class: II

Lamp type


Lamp type: LED
Power: max. 10 W
Luminous flux (lm): min. 800
Lichttemperatur: 2700K
Color rendering: CRI 90

Designer: BRUCK



SILVA / NEO 160 DOWN LED PD S

	101091ch		Smoke
	101091mcgy		Smoke



SILVA / NEO 160 DOWN LED PD S

Light
Mouth-blown glass made of two layers, on the outside: white silk matt, on the inside: white silk matt for a soft distribution of light

Design
Surface high-gloss chrome plated
Lamp head made out of brass
Electrical cable transparent
Cover made out of impact-resistant ABS- plastic

	350 mA					LED
		LED	10 W	min. 800 lm	2700 K	
CRI 90						

Product data

Art.-No.: 101091ch
Safety class: II

Lamp type

Lamp type: LED
Power: max. 10 W
Luminous flux (lm): min. 800
Lichttemperatur: 2700K
Color rendering: CRI 90

Designer: BRUCK



SILVA / NEO 160 DOWN LED PD S

101092ch	Crystal clear
101092mcgy	Crystal clear



SILVA / NEO 160 DOWN LED PD S

Light
Mouth-blown glass made of two layers, on the outside: white silk matt, on the inside: white silk matt for a soft distribution of light

Design
Surface high-gloss chrome plated
Lamp head made out of brass
Electrical cable transparent
Cover made out of impact-resistant ABS- plastic

	350 mA					LED
		LED	10 W	min. 800 lm	2700 K	
CRI 90						

Product data

Art.-No.: 101092ch
Safety class: II

Lamp type

Lamp type: LED
Power: max. 10 W
Luminous flux (lm): min. 800
Lichttemperatur: 2700K
Color rendering: CRI 90

Designer: BRUCK



SILVA / NEO 160 DOWN LED PD S

	101093ch		White
	101093mcgy		White



SILVA / NEO 160 DOWN LED PD S

Light
Mouth-blown glass made of two layers, on the outside: white silk matt, on the inside: white silk matt for a soft distribution of light

Design
Surface high-gloss chrome plated
Lamp head made out of brass
Electrical cable transparent
Cover made out of impact-resistant ABS- plastic

	350 mA					LED
		LED	10 W	min. 800 lm	2700K	
CRI 90						

Product data

Art.-No.: 101093ch
Safety class: II


Lamp type

Lamp type: LED
Power: max. 10 W
Luminous flux (lm): min. 800
Lichttemperatur: 2700K
Color rendering: CRI 90



SILVA / NEO 160 DOWN LED PD S

101090ch	Creme
101090mcgy	Creme



SILVA / NEO 160 DOWN LED PD S

Light
Mouth-blown glass made of two layers, on the outside: white silk matt, on the inside: white silk matt for a soft distribution of light

Design
Surface high-gloss chrome plated
Lamp head made out of brass
Electrical cable transparent
Cover made out of impact-resistant ABS- plastic

	350 mA		
			10 W
			min. 800 lm
			2700K

Product data

Art.-No.: 101090ch
Safety class: II

Lamp type

Lamp type: LED
Power: max. 10 W
Luminous flux (lm): min. 800
Lichttemperatur: 2700K
Color rendering: CRI 90

Designer: BRUCK