



RUBY R



Featuring shallow recessed depth for a comfortable in-ground installation, RUBY R is a highly performing LED fixture specifically designed for exterior recessed applications. This compact IP67 rated light fitting features a 2000 Kg deadweight load capacity that makes it suitable for ground mounting applications even in vehicular areas.



TECHNICAL SPECIFICATIONS

20 high brightness RGBW or white power LEDs unit
Continuously variable light intensity
DMX, automatic and Master-Slave mode
Remote firmware update (RFU)
RDM function
Infrared remote control
Power supply:
standard 100÷277V / 50-60Hz
Power consumption:
0.17A@230V / 36W max
Electrical class: I
Self-resetting fuse protection
Meets CE and CSA safety standards
Aluminium and stainless steel body

Anti-slip treatment available on request
Load bearing: 2000 Kg
IP67
Operating temperature:
-40°C to 50°C (-40°F to 122°F)
Integrated electronic thermal protection management
4.6 Kg

DIGITAL CONTROL SYSTEM SPECIFICATIONS AND CONFIGURATIONS AVAILABLE ON OUR WEBSITE



RUBY R

RECESSED APPLICATIONS

CODES

AL4992 RUBY R

AL4992 | **SP** | **RW**

CODE | + OPTICS | + LED TYPE

OPTICS

SP Spot
NA Narrow
ME Medium
WI Wide
EW Extra wide
EL Elliptical
WL Elliptical wide
WW Wall wash

LED TYPE

RW RGBW
CW Cold white
WW Warm white
DW Dynamic white

NOTES


Ruby R must always be purchased with AL1321 Infrared Remote Control. More Ruby R units can be controlled with one AL1321. On request, Ruby R is available also in the CSA certified version.

ACCESSORIES



AL1321 INFRARED REMOTE CONTROL

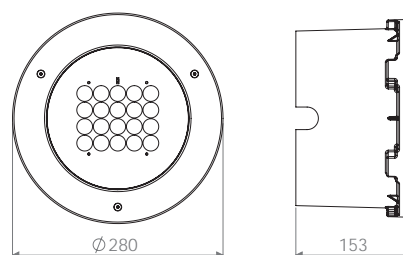
FEATURES AND OPTIONS



BEAM ANGLE REFERENCE

SPOT	7°
NARROW	11°
MEDIUM	21°
WIDE	43°
EXTRA WIDE	69°
ELLIPTICAL	9°x41°
ELLIPTICAL WIDE	20°x38°
WALL WASH	14° (16° incline) x 37°


PHOTOMETRIC DETAILS AVAILABLE ON OUR WEBSITE





EGYPT_Alabaster Mosque, Cairo





RECESSED APPLICATIONS

