



PLANET
LED PUCK

AIR MOUNTING

MOUNTING POINT 1

POWER
ENTRY

MOUNT
TYPE

DISTANCE

MOUNTING POINT 2

POWER
ENTRY

MOUNT
TYPE

POW-P150-D20.0-NON-MAS

Final Product Code (Example Only)

Specifies mounting hardware and cable for: one Pole/tree Mount Set to fit 150mm diameter at the powered end of the run, and one Masonry Mount Set for the NON-powered end, at a distance of 20m apart.



Spec Your Air Mounting Hardware

MOUNTING POINT 1

POWER
ENTRY

MOUNT
TYPE

DISTANCE

MOUNTING POINT 2

POWER
ENTRY

MOUNT
TYPE

Is power supplied at this end of the cable?

Select one....



Yes
POW



No
NON

What is the mounting surface type at this end of the cable?

Select one....



Masonry
MAS



Timber
TIM



Metal
MET



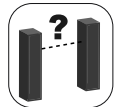
Pole*
PXXX



Other*
PLA

*If Pole (or tree), specify pole diameter in millimeters. Range is 50mm - 441mm

What is the distance in metres (+/-0.1m) between each mounting surface?



Distance (m)
DXX.X

Is power supplied at this end of the cable?

Select one....



Yes
POW



No
NON

What is the mounting surface type at this end of the cable?

Select one....



Masonry
MAS



Timber
TIM



Metal
MET



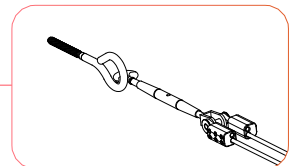
Pole*
PXXX



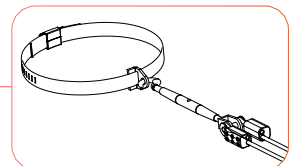
Other*
PLA

*If Pole (or tree), specify pole diameter in millimeters. Range is 50mm - 441mm

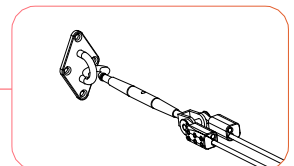
Your Mounting
Hardware
Specified and
Ready!



EYEBOLT MOUNT SET
Timber, masonry or metal specific sets



POLE / TREE MOUNT SET
Remember to specify diameter.



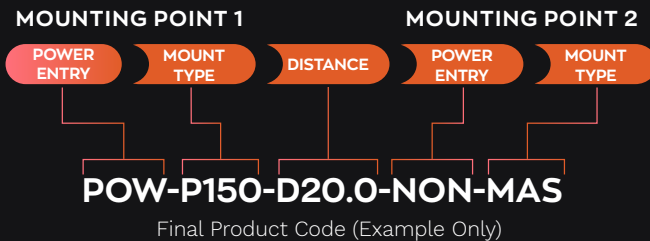
UNIVERSAL PLATE MOUNT SET
Please contact us for advice.



PLANET
LED PUCK

AIR MOUNTING

Use Our Code
Worksheet to Specify
Your Mounting Hardware
for Each Run



Specifies mounting hardware and cable for: one Pole/tree Mount Set to fit 150mm diameter at the powered end of the run, and one Masonry Mount Set for the NON-powered end, at a distance of 20m apart.



PLANET
LIGHTING

Fox Belysning AB Tellusgången 8 Telefonplan 126 26 Hägersten 08-440 85 40

AIR MOUNTING CODE WORKSHEET

	Mounting Point 1	Distance (m)	Mounting Point 2
Run 1	POW— P150	D20.0	NON— MAS

Above Example Only

Specifies mounting hardware and cable for: one Pole/tree Mount Set to fit 150mm diameter at the powered end of the run, and one Masonry Mount Set for the NON-powered end, at a distance of 20m apart.

CODE WORKSHEET

	Mounting Point 1	Distance (m)	Mounting Point 2
Run 1	____—____	_____	____—____
Run 2	____—____	_____	____—____
Run 3	____—____	_____	____—____
Run 4	____—____	_____	____—____
Run 5	____—____	_____	____—____
Run 6	____—____	_____	____—____
Run 7	____—____	_____	____—____
Run 8	____—____	_____	____—____
Run 9	____—____	_____	____—____
Run 10	____—____	_____	____—____

*Specifications are subject to change without notice.

planetlighting.com/led-puck

ver. 07062021-00

02