

ryo


Materials

Polyester powder-coated aluminium body
and protective surface treatment
Transparent polycarbonate diffuser





ryo range



Ryo




| | |
|-------------------|---|
| 4,2 W | 250 x Ø150 mm |
| 8,4 W | 250 x Ø150 mm |
| 9 W | 820 x Ø150 mm 1120 x Ø150 mm |
| 18 W | 820 x Ø150 mm 1120 x Ø150 mm |
| Finish | Grey BK Grey DarkBrown |
| arrayLED | 3000 - 4000 |
| Optics | General |
| Driver | On/Off |

ryo lighting concept

Concept

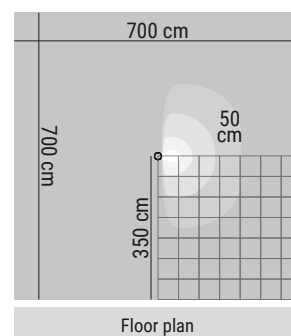

The Ryo name indicates its peculiar character: during the night the stem's concave profile comes alive and flooded by decorative and functional light. The vertical plan lighting provides a reference point during the night, using coating surface fixture's luminance to reduce consumptions. Light distribution on path results smooth and deep, perfect for public and residential projects.



Unidirectional emission

Ideal for pathway lighting, this solution provides a great visual orientation and creates a certain rhythm inside the pathways, also outlining the walking areas through light and shade.

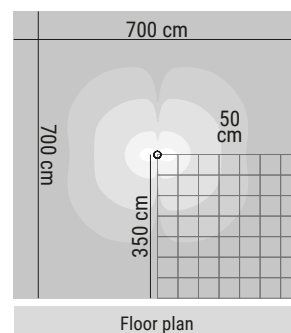

64736N00



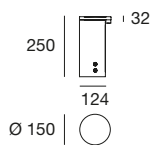
Bidirectional emission

This type of emission is particularly functional to light up large areas or gardens, since they require a diffusive light coming from both sides of the bollard.

64735W00



Ryo | Bollards | 198-264 V AC | arrayLED 4,2 W DC - 5,2 W AC

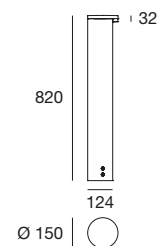



| | Cct | lm S - D | Optic |
|------------------------|--------|-----------|--------------|
| Grey 64761 | W 3000 | 728 - 517 | 00 General - |
| BK Grey 64759 | N 4000 | 778 - 535 | |
| DarkBrown 64760 | | | |

Accessories Pag. 651

RTG **64761W00 / 64760W00**

Ryo | Bollards | 100-240 V AC | arrayLED 9 W DC - 10 W AC

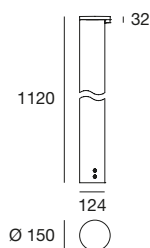


| | Cct | lm S - D | Optic |
|------------------------|--------|-------------|--------------|
| Grey 64734 | W 3000 | 1208 - 1019 | 00 General - |
| BK Grey 64721 | N 4000 | 1294 - 1054 | |
| DarkBrown 64726 | | | |

Accessories Pag. 651

RTG **64734W00 / 64726W00**

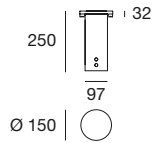
Ryo | Bollards | 100-240 V AC | arrayLED 9 W DC - 10 W AC



| | Cct | lm S - D | Optic |
|------------------------|--------|-------------|--------------|
| Grey 64736 | W 3000 | 1208 - 1019 | 00 General - |
| BK Grey 64723 | N 4000 | 1294 - 1054 | |
| DarkBrown 64728 | | | |

Accessories Pag. 651

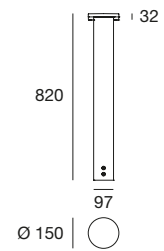


Ryo | Bollards | 100-240 V AC | arrayLED 8,4 W DC - 10 W AC



| | Cct | Im S - D | Optic |
|------------------------|--------|-------------|--------------|
| Grey 64764 | W 3000 | 1456 - 1034 | 00 General - |
| BK Grey 64762 | N 4000 | 1556 - 1070 | |
| DarkBrown 64763 | | | |

Accessories Pag. 651

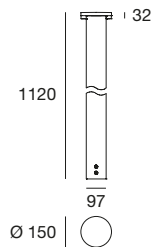
Ryo | Bollards | 176-240 V AC | arrayLED 18 W DC - 20 W AC



| | Cct | Im S - D | Optic |
|------------------------|--------|-------------|--------------|
| Grey 64735 | W 3000 | 2416 - 2038 | 00 General - |
| BK Grey 64722 | N 4000 | 2588 - 2108 | |
| DarkBrown 64727 | | | |

Accessories Pag. 651

Ryo | Bollards | 176-240 V AC | arrayLED 18 W DC - 20 W AC



| | Cct | Im S - D | Optic |
|------------------------|--------|-------------|--------------|
| Grey 64737 | W 3000 | 2416 - 2038 | 00 General - |
| BK Grey 64724 | N 4000 | 2588 - 2108 | |
| DarkBrown 64729 | | | |

Accessories Pag. 651

Accessories



| description | type |
|-----------------------|------|
| 64758 Tie rods | |

suitable for: Ryo