


# Zed



A square path-marker recessed wall light with **very low energy consumption**. The **recessed source, position inside the aluminium case**, projects asymmetric light: the source is not visible, the light is effective and discreet.

**Passive heat dissipation**

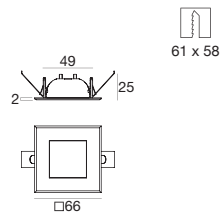
Aluminium casing

**Light distribution**

Asymmetric or soft emission, conveyed towards the ceiling or the floor



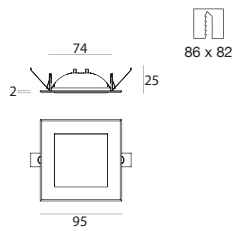
**Zed\_1** | Path-marker | powerLED 2 W 630 mA



type		colour			optic	
White	CRI 80 <b>92664</b>	3000 K	208 lm	<b>W</b>	Diff.	<b>00</b>
Nickel	CRI 80 <b>92663</b>	4000 K	222 lm	<b>N</b>		
		5000 K	253 lm	<b>C</b>		
R - G - B - Y on request						

<b>89147</b>	<b>99115</b>	<b>99114</b>
ON/OFF	1-10V	DALI
1 - 2 art.	1 - 10 art.	1 - 10 art.

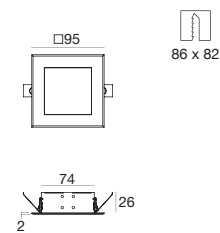
**Zed\_2** | Path-marker | powerLED 2 W 630 mA



type		colour			optic	
White	CRI 80 <b>92670</b>	3000 K	208 lm	<b>W</b>	Diff.	<b>00</b>
Nickel	CRI 80 <b>92669</b>	4000 K	222 lm	<b>N</b>		
		5000 K	253 lm	<b>C</b>		
R - G - B - Y on request						

<b>89147</b>	<b>99115</b>	<b>99114</b>
ON/OFF	1-10V	DALI
1 - 2 art.	1 - 10 art.	1 - 10 art.

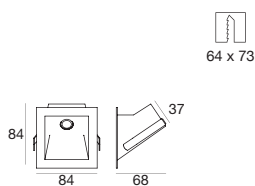
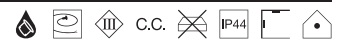
**Zed\_2 Asymmetric emission** | Path-marker | topLED 2 W 350 mA



type		colour			optic	
White	CRI 75 <b>92658</b>	3000 K	250 lm	<b>W</b>	70°	<b>70</b>
Nickel	CRI 75 <b>92657</b>	4000 K	265 lm	<b>N</b>		
		5000 K	280 lm	<b>C</b>		

<b>89144</b>	<b>99115</b>	<b>99114</b>
ON/OFF	1-10V	DALI
1 art.	1 - 7 art.	1 - 7 art.

**Zed\_Y** | Path-marker | powerLED 2 W 630 mA



type		colour			optic	
White	CRI 80 <b>85615</b>	3000 K	208 lm	<b>W</b>	70°	<b>70</b>
Grey	CRI 80 <b>85614</b>	4000 K	222 lm	<b>N</b>		
		5000 K	253 lm	<b>C</b>		
R - G - B - Y on request						

<b>89147</b>	<b>99115</b>	<b>99114</b>	<b>84907</b>
ON/OFF	1-10V	DALI	Outer casing
1 - 2 art.	1 - 10 art.	1 - 10 art.	

