

CURVÈ



IT

– Corpo in alluminio verniciato bianco gofrato, cemento, corten oppure nichel; diffusore in polimetilmetacrilato satinato bianco.

EN

– White wrinkle-effect or corten or beton grey coated aluminium casing; white satin-finished polymethylmethacrylate diffuser.

ES

– Cuerpo de aluminio pintado de color blanco efecto arrugado o corten o gris cemento; difusor de olimetilmetacrilato satinado blanco.

DE

– Leuchte aus Aluminium mit Lackierung mit weißem Schrumpflack oder in Corten oder Zementgrau; Diffusor aus weißem satiniertem Polymethylmethacrylat.

FR

– Corps en aluminium verni blanc effet froissé ou corten ou gris béton; diffuseur en polyméthacrylate de méthyle satiné blanc.

PY

– корпус из алюминия, выкрашенного белой краской со складчатой отделкой, отделкой “кортен” или отделкой серого цементного цвета; рассеиватель из белого сатинированного полиметилметакрилата.







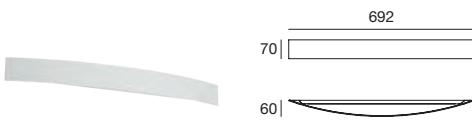
CURVÈ LED

topLED 15 W | 220-240 V | CRI 90



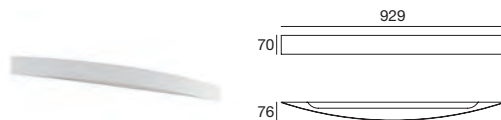
TYPE	CODE	COLOUR
WHITE	1140	3000 K
COR-TEN	1141	1813 lm
CONCRETE	1146	

topLED 30 W | 220-240 V | CRI 90

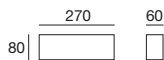


TYPE	CODE	COLOUR
WHITE	1143	3000 K
COR-TEN	1144	3625 lm
CONCRETE	1147	


topLED 35 W | 220-240 V | CRI 90



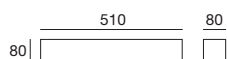
TYPE	CODE	COLOUR
WHITE	1190	3000 K
COR-TEN	1191	4536 lm
CONCRETE	1192	



TYPE	CODE	SOURCE
<input type="checkbox"/> WHITE	1135	1x80 W Halogen 78mm (3000 K included) (LED bulbs compatible, max Ø 22 mm)
<input checked="" type="checkbox"/> NICKEL	1030	



TYPE	CODE	SOURCE
<input type="checkbox"/> WHITE	1131	1x120 W Halogen 118mm (3000 K included) (LED bulbs compatible, max Ø 22 mm)
<input checked="" type="checkbox"/> NICKEL	1031	



TYPE	CODE	SOURCE
<input type="checkbox"/> WHITE	1136	1x120 W Halogen 118mm (3000 K included) (LED bulbs compatible, max Ø 22 mm)
<input checked="" type="checkbox"/> NICKEL	1032	